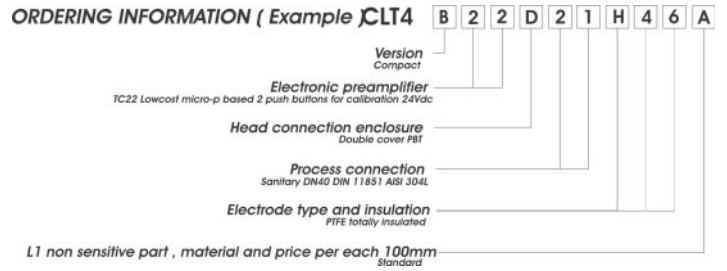


CLT4 Rod Capacitance Sensor for level measurement

825B026G

Rod 10mm capacitance sensor, continuous level measurement, general purpose, suited for level measurement in conductive and not conductive liquids, IP65+66 protection, upper-part of the tank installation.



VERSION					Code: CLT4				
<p>Without insert preamplifier</p> <p>A</p>	<p>Compact electrode + insert</p> <p>B</p>	<p>Ex certified version With TC30 insert only</p> <p>C</p>	<p>Compact + Carbon stell spacer-cooling-fins</p> <p>D</p>	<p>Compact + AISI316 s.s. spacer-cooling-fins</p> <p>F</p>	<p>Separate vers. with DIN A allum. electrode head</p> <p>H</p>	<p>EX Cert. (TC30) + Carbon stell spacer-cooling-fins</p> <p>L</p>	<p>EX Cert. (TC30) + AISI316 s.s. spacer-cooling-fins</p> <p>M</p>	<p>Separate vers. with AISI316 s.s. electrode head and Ø 8 elect.</p> <p>N</p>	<p>Special</p> <p>Z</p>
INSERT PREAMPLIFIER Code: CLT4					HEAD CON. Code: CLT4				
<p>0 0 Insert = none</p> <p>2 2 Insert = TC22; 24Vdc; 4+20mA</p> <p>2 3 Insert = TC23; 24Vac; 4+20mA</p> <p>2 4 Insert = TC24; 115Vac; 4+20mA</p> <p>2 5 Insert = TC25; 230Vac; 4+20mA</p> <p>2 6 Insert = TC26; 24Vdc; 4+20mA; n.1 SPDT relay</p> <p>2 7 Insert = TC27; 24Vac; 4+20mA; n.1 SPDT relay</p> <p>2 8 Insert = TC28; 115Vac; 4+20mA; n.1 SPDT relay</p> <p>2 9 Insert = TC29; 230Vac; 4+20mA; n.1 SPDT relay</p> <p>3 0 Insert = TC30; 24Vdc; 4+20mA; 2 wires</p> <p>9 9 Special</p>					<p>PC polycarbonated loaded Diecast aluminium varnished</p> <p>B 142mm 122mm IP66 Double cover PBT</p> <p>C 146mm 126mm IP66 PC loaded + trasparent cap</p> <p>D 132mm 132mm IP65 Special</p> <p>E 142mm 122mm IP66</p>				



applied solutions for the applications

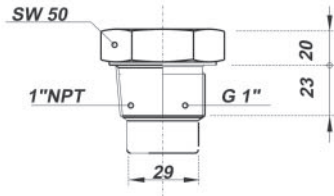
CLT4

PROCESS CONNECTION

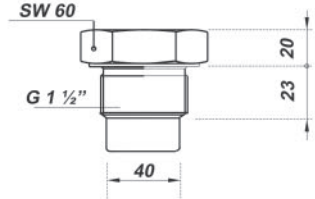
Code: **CLT4**

THREADED

- 8 3** G 1/2" Carbon Steel
- 8 4** G 1/2" AISI316
- 0 1** G 1" Carbon Steel
- 0 2** G 1" AISI316
- 0 3** 1" NPT Carbon Steel
- 0 4** 1" NPT AISI316



- 1 1** G 1 1/2" Carbon Steel
- 1 2** G 1 1/2" AISI316
- 1 8** G 1 1/2" PVC
- 1 9** G 1 1/2" PTFE

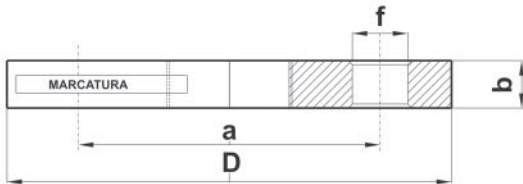


FLANGED

UNI 6091-67 PN6

- 4 0** DN40 PVC
- 4 1** DN40 PTFE
- 4 2** DN40 Carbon Steel
- 4 5** DN50 PVC
- 4 6** DN80 PVC
- 4 7** DN100 PVC

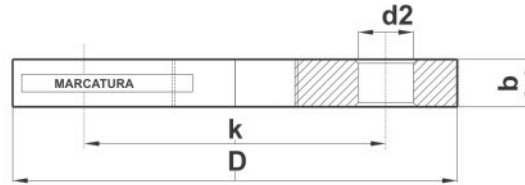
DN	D	b	a	f	Fort
40	130	14	100	14	4
50	140	14	110	14	4
80	190	16	150	18	4
100	210	16	170	18	4



DIN 2527 Form B PN16

- 5 2** DN50 AISI316
- 5 3** DN80 AISI316
- 5 4** DN100 AISI316

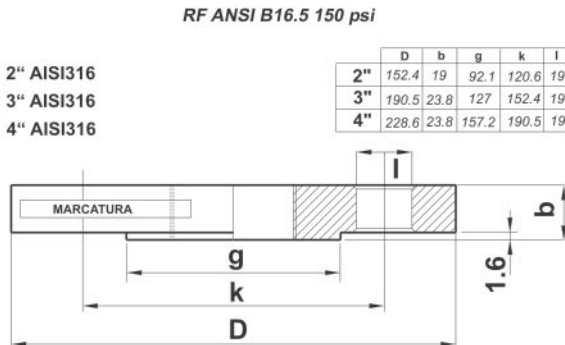
DN	D	b	k	d2	Fort
50	165	18	125	18	4
80	200	18	160	18	8
100	220	18	180	18	8



UNI 6093-67 PN16

- 5 0** DN40 AISI304
- 5 1** DN40 AISI316

DN	D	b	a	f	Fort
40	150	16	110	18	4



RF ANSI B16.5 150 psi

- 6 0** 2" AISI316
- 6 1** 3" AISI316
- 6 2** 4" AISI316

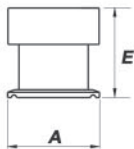
	D	b	g	k	I	Fort
2"	152.4	19	92.1	120.6	19	4
3"	190.5	23.8	127	152.4	19	4
4"	228.6	23.8	157.2	190.5	19	8

(SP passo=1,6mm)

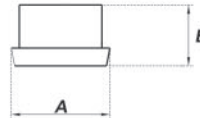
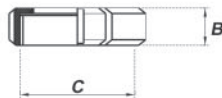
SANITARY FITTING

CLAMP "3A" CONFORM

- 7 1** DN25 (1") AISI316L
- 7 2** DN38 (1 1/2") AISI316L
- 7 3** DN51 (2") AISI316L



DN	A	E
25 (1")	50.5	49
38 (1 1/2")	50.5	49
51 (2")	64	49



GIRELLA DIN 11851

- 2 0** NW25 AISI304L
- 2 1** NW40 AISI304L
- 2 2** NW50 AISI304L

NW	B	C	A	E
25	21	52-6	44	35
40	21	65-6	56	35
50	22	78-6	68	35

SPECIAL

- 9 9** Special

ACCESSORIES extra -code

SEAL RING



PIPE FOR CLAMP

WING-NUT


CLT4

ELECTRODE TYPE AND INSULATION

Code: CLT4

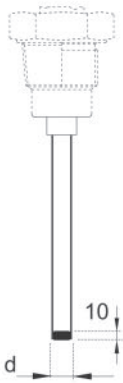
B 4 0

*PTFE partially insulated
AISI316 rod*



D 4 2

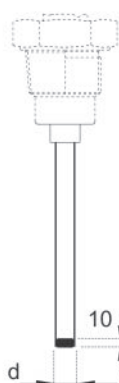
*PVC totally insulated
AISI316 rod*



$d=14.0 \pm 0.2$ PVC

H 4 6

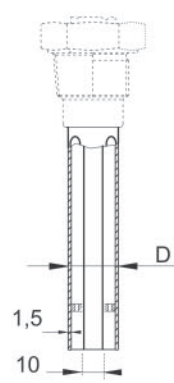
*AISI316 rod
PTFE totally insulated*



$d=12.4 \pm 0.2$ PTFE

M 5 0

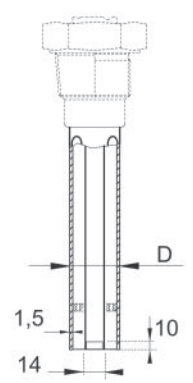
*PTFE partially ins.
AISI316 rod + Carbon
steel concentric
reference electrode*



$D=34\text{mm} - 1\frac{1}{2}"$ thread
 $D=22\text{mm} - 1"$ thread

N 5 1

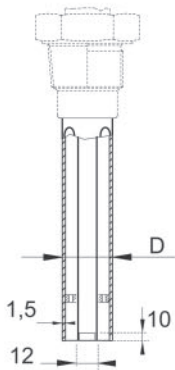
*PVC partially ins.
AISI316 rod + Carbon
steel concentric
reference electrode*



$D=34\text{mm} - 1\frac{1}{2}"$ thread
 $D=22\text{mm} - 1"$ thread

P 5 2

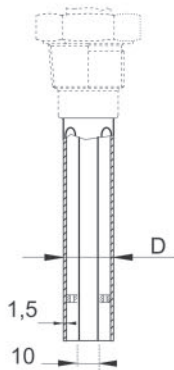
*PTFE totally ins.
AISI316 rod + Carbon
steel concentric
reference electrode*



$D=34\text{mm} - 1\frac{1}{2}"$ thread
 $D=22\text{mm} - 1"$ thread

Q 5 3

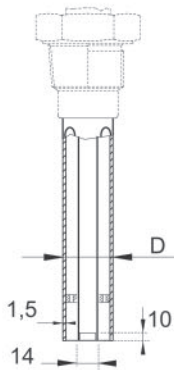
*PTFE partially ins.
AISI316 rod +
AISI316 concentric
reference electrode*



$D=34\text{mm} - 1\frac{1}{2}"$ thread
 $D=22\text{mm} - 1"$ thread

R 5 4

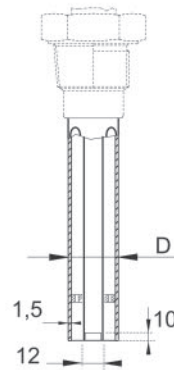
*PVC totally ins.
AISI316 rod +
AISI316 concentric
reference electrode*



$D=34\text{mm} - 1\frac{1}{2}"$ thread
 $D=22\text{mm} - 1"$ thread

S 5 5

*PTFE totally ins.
AISI316 rod +
AISI316 concentric
reference electrode*



$D=34\text{mm} - 1\frac{1}{2}"$ thread
 $D=22\text{mm} - 1"$ thread

Z 9 9

Special



LEKTRA

CLT4

L1 - NON SENSITIVE PART

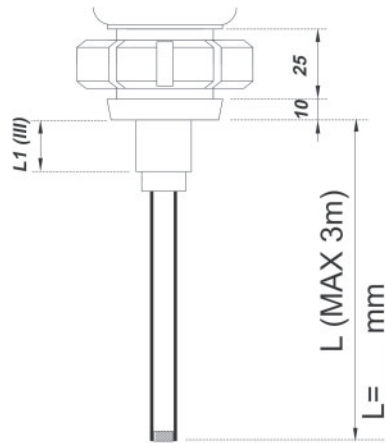
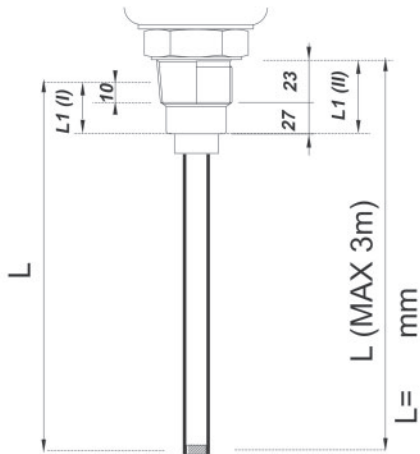
Code: CLT4

- A** Standard
- B** Carbon stell

L1= see tab.
L1= _____

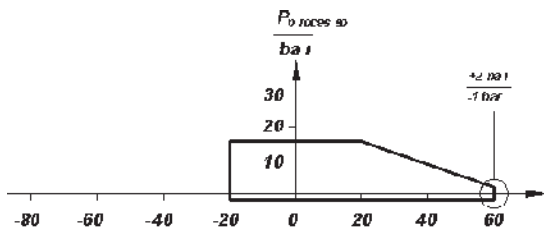
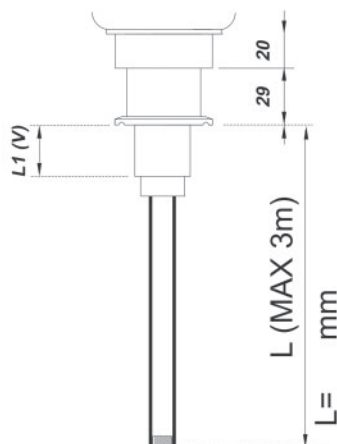
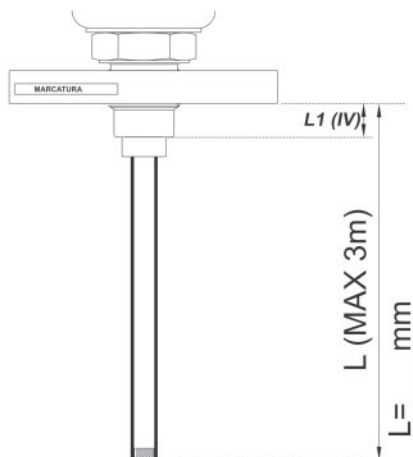
- C** AISI316
- Z** Special

L1= _____
L1= _____

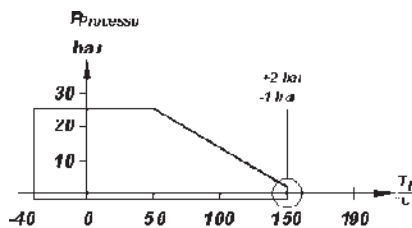


Standard	
I	37mm
II	50mm
III	0mm
IV	50-b(*)
V	0mm

(*) see flange tables



Isolato in PVC



Isolato in PTFE



SGM LEKTRA s.r.l.
Via Papa Giovanni XXIII, 49
20090 Rodano (Milano)
tel. ++39 0295328257 r.a.
fax ++39 0295328321
e-mail: info@sgm-lektra.com
web: www.sgm-lektra.com