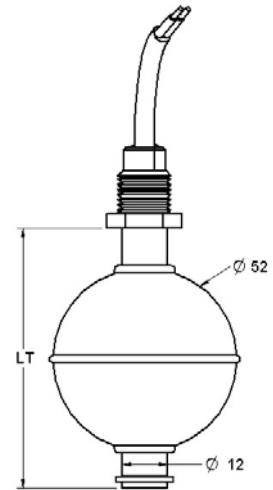


# IMN 70 INOX



## MAGNETIC LEVEL SWITCH



Process connection	By nipple (See table 1).
Guide tube	Stainless steel AISI316, Ø 12 mm.
Float run	Fix: 70 mm.
Float	Standard: type FEI -1, Ø 52 mm. SS AISI316 (See table 2).
Type of contact	Reversing the float position, the contact can be NO or NC.
Contacts features	80 W/VA - 250 VCA/DC - 2A
Electrical connection	By cable. Length 1 m. Other lengths on request.(See table 3).
Temperature	-40..+125°C
Mounting position	Vertical, ±15°
Ordering code	IMN 70 INOX
Protection	IP 65

Table 1: Process connection

Gas screw	1/4"	
E (mm)	15	
H (mm)	12	
h (mm)	4,5	

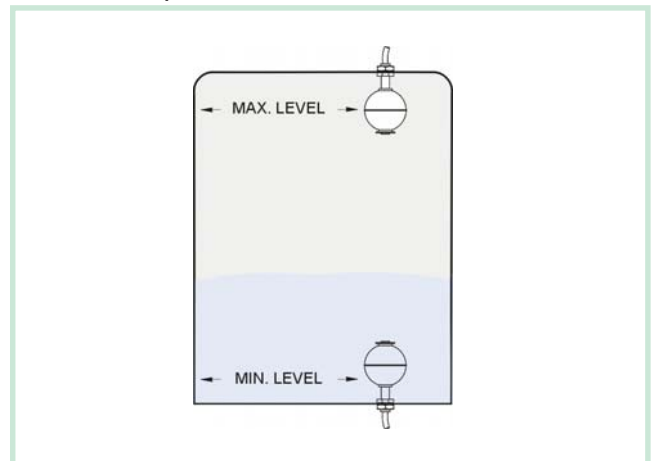
Table 2: Floats

Type	FEI - 1	
Dimensions (mm)	Ø 52	
Pressure (kg/cm²)	30	
Density (g/cm³)	e > 0,7	
Figure		

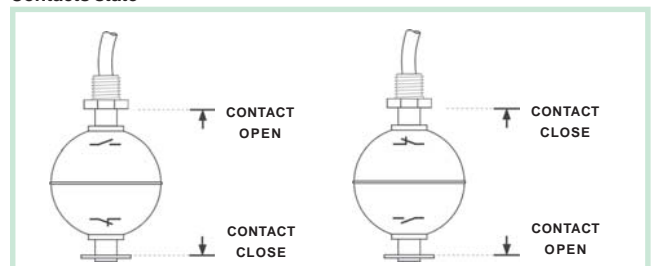
Table 3: Cables

Material	PVC	SILICONE
Operating temp. (°C)	70	130

Installation examples



Contacts state



Rev. 01 - 06/11/07 - DISIBEINT reserves the right to modify the specifications stated in this document without previous notice